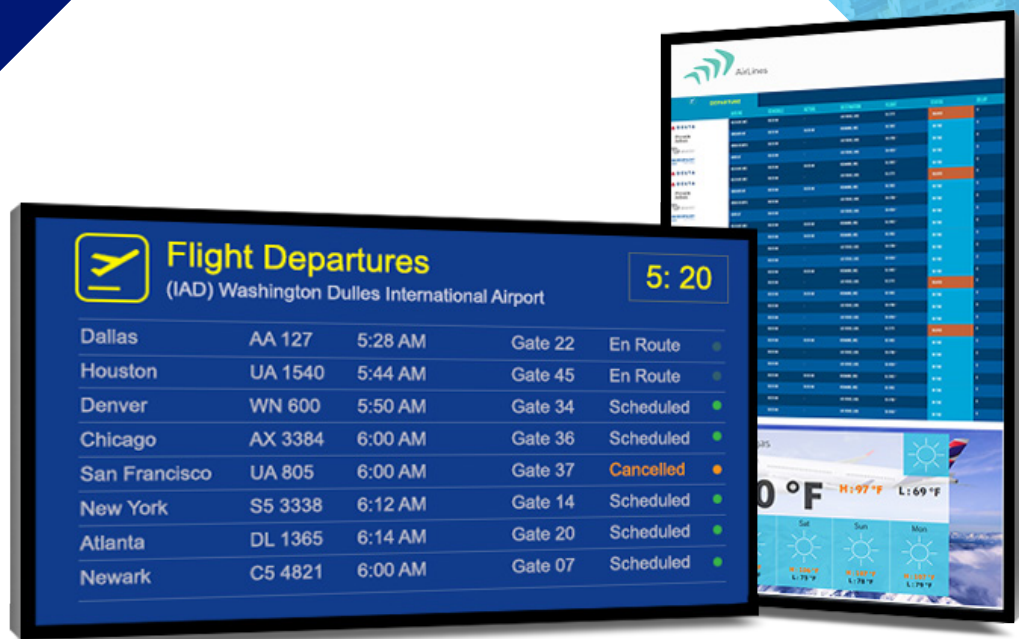


# FLIGHT INFORMATION SYSTEMS



## Display Screens for Hotel Lobbies & Resorts

- ▶ Enhance the guest experience
- ▶ Manage potential room overflow
- ▶ Cross-sells at dining rooms and bars
- ▶ Dynamic advertising display

# What to Display



Weather      Display forecasts and current weather conditions



Traffic      Show local traffic conditions and potential congestion issues that may delay travelers



Social Media      Show social media posts from Twitter, Facebook, Instagrams or include all in a social wall



Transit      Display live wait times for metros, buses, subways, shuttles and more



RSS Feeds      Automated content feeds for video, movies, images, and audio pulled from your channels



Event listings      Show event listings that the building management and/or tenants are hosting



News      Show curated news feeds and weather reports



POIs      Show local points of interest e.g. shopping centers, malls, schools, etc



Wayfinding      Show a map of the building or campus so visitors can find their way easily



Alerts      Show emergency and CAP alerts e.g. Amber alerts, snow predictions etc.

# Components of FIDS

## Display

Selecting the display/screen is a critical aspect of building your digital building directory.

The three questions to ask yourself about your display are:

1. Does it need to be touch-enabled?
2. What size is appropriate for my space?
3. Do I need commercial-grade quality and warranty?

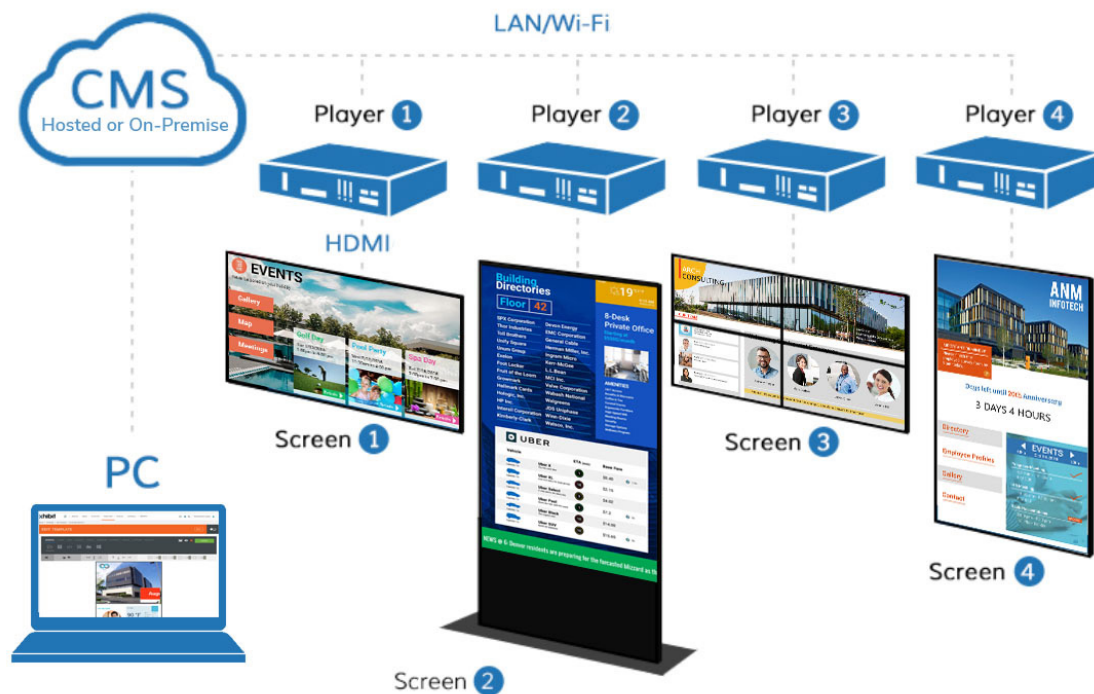
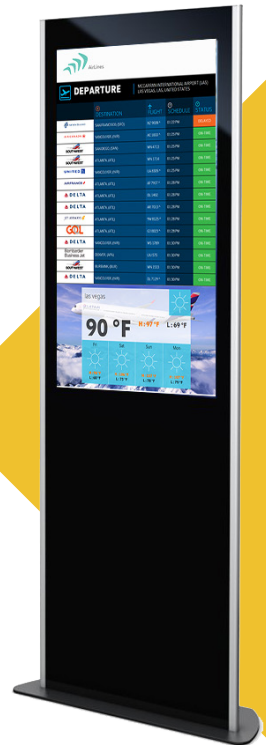
## Media player

The media player is a small device that is connected to the display via HDMI and to the internet via Wi-Fi or a wired connection. It caches the content you'll display on your building directory so your screens will never be blank, even when there is no internet connection.

## Software

Digital Signage Software allows you to create and schedule the messages, graphics, and feeds that will display on your building directory.

The software will often include pre-built templates that you can customize as well as content apps (think weather, news, sports) that you can drag and drop into your "zones" i.e. sections within the screen that you've delineated for a specific use.



## Mounts

Mounting solutions have functional and aesthetic benefits:

1. do you need to be able to adjust the angle of your sign?
2. are you planning for a video wall or single display?

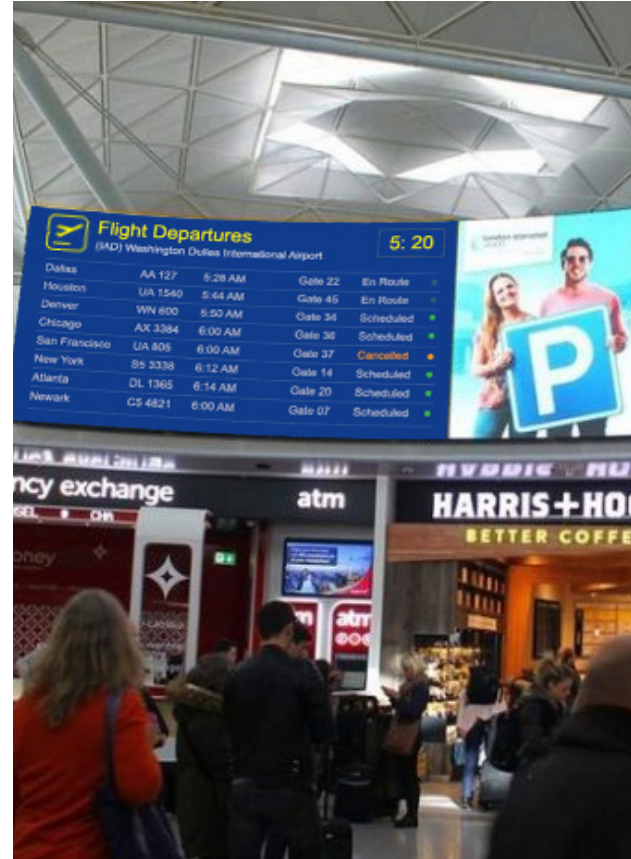
Naturally, you'll want to consider things such as cost, support, reputation for quality, and ease of installation when evaluating mounting solutions.

## Enclosures

Enclosures complement your decor and showcase eye-catching content.

Behind the scenes, the enclosures enclose a custom rack and offer space to hide equipment such as a digital signage media player and cables.

The enclosures are designed to be aesthetically pleasing, but also to provide ventilation, hide display bezels, expose power buttons, and make accessing digital signage media players as easy as possible.



- VESA® 200 x 200 up to 600 x 400mm compatible
- Eight-way tool-less adjustment for flush alignment
- Removable front cover and pull-out mount for ease of access
- Low profile (ADA compliant) design
- Aesthetic options include multiple colors, vinyl wraps, etc. to promote brand awareness
- Pre-assembled to simplify installation
- Stainless steel construction with mounting hardware
- The enclosures can come as touch or non-touch





## Complete Protection

Building directories located in commercial locations can be prone to hazards like vandalism or environmental elements.

Enclosures protect your investment against these elements.

Different models come with sensor driven built-in fans for ventilation and some even come with complete HVAC system to protect against extreme outdoor temperatures.



# HOW IT WORKS

1

## Install the Media player & Screen

The media player connects to the internet wirelessly or via an ethernet cable, and to the screen using an HDMI cable.

2

## Create Content/Customize Templates

The web-based software, accessible from anywhere, enables you to upload and/or create your directory and add content like weather, traffic etc

3

## Publish & Display Content

Once the content is configured via the cloud software, the media player auto-downloads & displays the directory content on the screen.


4

## Update Content/Reschedule

Remote access to the software allows you to easily update your directory and playback schedules on multiple screens, all from one login.



# Use Cases



**Hotel**  
voluptatem num imi, conseni  
hillent rectatecte est lab ipsae.  
Nam, in comniet.



**Airport**  
es ressaimeone voluptatem num  
imi, conseni hillent rectatecte est  
lab ipsae. Nam, in comniet.



**Office**

maio es rissimaione voluptatem num imi, conseni hillent rectatecte est lab ipsae. Nam, in comniet.



**Conference Center**

Oditem essitate consequere aut maio es rissimaione voluptatem num imi, conseni hillent rectatecte est lab ipsae. Nam, in comniet.





Mvix

Content Rich Digital Signage



23475 Rock Haven Way #125  
Sterling, VA 20166  
mvixdigitalsignage.com  
(703) 382-1739

